



Tirumala Tirupati Devasthanams

శ్రీ వేంకటేశ్వర కళాశాల

Sri Venkateswara College

(University of Delhi)

NAAC Grade A+

**SRI VENKATESWARA COLLEGE
(UNIVERSITY OF DELHI)**

EVENT REPORT

NAME OF THE EVENT: Educational Visit to School of Life Sciences, Jawahar Lal Nehru University			
DATE	DEPARTMENT	COMMITTEE/SOCIETY	COORDINATORS' NAME
2 nd April 2025	Department of Botany	Department of Botany	Prof. Shukla Saluja Dr. Pamil Tayal
TIME	VENUE	NUMBER OF PARTICIPANTS	NATURE: Outdoor/Indoor; online/offline/hybrid
09:00 am to 1:00 pm	School of Life Sciences, Jawahar Lal Nehru University	24	Outdoor; Offline
FINANCIAL SUPPORT/ASSISTANCE (if any):	NIL		

BRIEF INFORMATION ABOUT THE ACTIVITY

TOPIC/SUBJECT OF THE ACTIVITY	Educational Visit to School of Life Sciences, Jawahar Lal Nehru University.
--------------------------------------	---

OBJECTIVES	The primary objective of the study visit was to expose students to the cutting-edge instrumentation and central research facilities at one of India's premier research institutions. Also, to familiarize undergraduate students with high-end instrumentation used in biological sciences to bridge the gap between theoretical coursework and real-world research applications.
METHODOLOGY	The visit included an insightful interaction with Prof. Praveen Verma and Prof. Asish Nandi, distinguished plant biologist, who shared their research on plant-pathogen interaction studies and <i>Arabidopsis thaliana</i> mutants used to study plant immunity and stress responses.
INVITED SPEAKERS WITH AFFILIATION DETAILS (IF ANY)	NA
OUTCOMES	The visit left a lasting impression on the participants, with many students expressing a renewed interest in research and higher studies. The exposure to advanced facilities and direct interaction with senior researchers fostered inspiration, motivation, and clarity about career paths in the biological sciences. It provided a comprehensive understanding of the instrumentation used in contemporary biological research and allowed students to connect theoretical knowledge with real-world applications. Such visits are invaluable in shaping the academic and professional trajectories of young students.

PROOFS & DOCUMENTS ATTACHED (Tick mark the proofs attached):

1 Not ice & Lett ers	2 Number of Participants & Name of participants ✓	3 V i d e o	4 Photos ✓	5 Fee dba ck For m &
-------------------------------------	--	----------------------------	------------------	-------------------------------------

✓		c l i p		anal ysis
6 Ne ws clip wit h deta ils	7 Sample Copy of the Certificate	8 P o s t e r s / I n v it e s	9 Event report Atteste d by Event Coordi nator & IQAC Coordi nator	10 Any othe r doc ume nt

Departmental file no: SVC/BOT/2024-25/April 2025/Offline/ 06

IQAC File No: SVC/IQAC/BOT/2024-25/April 2025/Offline/ 06

Criterion No: II, V

NAME OF EVENT-IN-CHARGE & SIGNATURE:

Prof. Shukla Saluja

Dr. Pamil Tayal



Note: Please fill in your own details in places with red font

For Reference

Criteria n I	Curricular Aspects (planning & Implementation)		Criteria n V	Student Support & Progression
Criteria n II	Teaching Learning & Evaluation		Criteria n VI	Governance, Leadership & Managemen t

Criterion III	Research, Innovations & Extension		Criterion VII	Institutional Values & Best Practices
Criterion IV	Learning Resources and Infrastructure			

Activity Report

Educational visits serve as a bridge between theoretical learning and practical experience, especially in disciplines such as biology and biotechnology where laboratory instrumentation, advanced techniques, and experimental models are critical to academic and research excellence. On 2nd April 2025, a group of B.Sc. (H) Botany third year students accompanied by two faculty members -Prof. Shukla Saluja and Dr. Pamil Tayal from Department of Botany, Sri Venkateswara college visited the School of Life Sciences (SLS) at Jawaharlal Nehru University (JNU), New Delhi. The primary objective of the study visit was to expose students to the cutting-edge instrumentation and central research facilities at one of India's premier research institutions. Also, to familiarize undergraduate students with high-end instrumentation used in biological sciences to bridge the gap between theoretical coursework and real-world research applications. The visit included an insightful interaction with Prof. Praveen Verma and Prof. Asish Nandi, distinguished plant biologist, who shared their research on plant-pathogen interaction studies and *Arabidopsis thaliana* mutants used to study plant immunity and stress responses.

The session started with the welcome address by the faculty coordinators of SLS; and overview of the School of Life Sciences (SLS), JNU. The beautiful campus surmounted by luxurious flora and fauna, is internationally renowned for its contributions to the fields of molecular biology, biochemistry, cell biology, plant science, immunology, and neurobiology. It houses multiple state-of-the-art laboratories and a Central Instrumentation Facility (CIF) that supports advanced research across multiple disciplines. The faculty members at SLS are engaged in interdisciplinary and translational research, with several holding prestigious fellowships and research grants from national and international funding agencies. The visit was designed to offer a holistic view of academic research infrastructure and practical learning in life sciences. Students were demonstrated with the various instruments used in research at the Central Instrumentation Facility at SLS; is a cornerstone for both in-house and collaborative research. It supports a wide range of advanced techniques used in molecular biology, biochemistry, genomics, proteomics, and imaging.

The facility houses a variety of sophisticated equipment such as -

a. Confocal Laser Scanning Microscope - Students were introduced to the working principles of confocal microscopy, including optical sectioning, fluorescence imaging, and live-cell imaging. Demonstrations showed how confocal microscopy helps visualize cellular structures and protein localization in high resolution.

b. Flow Cytometer - The flow cytometry section focused on how cell populations are analysed based on fluorescence and light-scattering properties. The instrument's applications in immunophenotyping, apoptosis analysis, and cell cycle studies were also discussed.

c. High-Performance Liquid Chromatography (HPLC) - The group learned how HPLC is employed for separating, identifying, and quantifying compounds. The importance of mobile and stationary phases, retention time, and detector sensitivity was explained through hands-on visualization of ongoing analyses.

d. Real-Time PCR (qPCR) Machines - A brief demonstration of qPCR included the use of fluorescent dyes and probes, and how real-time amplification data are interpreted in gene expression analysis and diagnostics.

e. Spectrophotometers and NanoDrop Instruments - These instruments were shown in the context of nucleic acid quantification and protein assays. Students appreciated how small-volume analysis plays a key role in modern molecular biology.

f. Gel Documentation System - The visualization of agarose and polyacrylamide gels post-electrophoresis was shown using gel documentation systems. Students learned how molecular markers are used for estimating fragment sizes.

The CIF tour was highly informative and ignited the students' curiosity about how theoretical concepts they study in the classroom are applied in actual research.

One of the most enriching parts of the visit was the opportunity to engage with Prof. Asish Nandi, a well-respected researcher in the field of plant immunity and stress responses. Prof. Nandi specializes in understanding how plants defend themselves against biotic and abiotic stresses. His lab primarily uses *Arabidopsis thaliana*, a small flowering plant widely recognized as a model organism in plant genetics and molecular biology. He demonstrated the significance of *Arabidopsis* in plant research, genetic and molecular tools used to create and analyze mutant lines and key signalling pathways involved in pathogen defense (e.g., salicylic acid, jasmonic acid pathways). Students were shown several mutant lines of *Arabidopsis*; such as Disease-resistant mutants that exhibited enhanced immunity due to overexpression of specific genes, Susceptible mutants lacking key regulatory genes and reporter gene lines expressing GFP-tagged proteins for visualization. Prof. Nandi demonstrated how these plants are grown under controlled conditions, phenotyped, and used in pathogen challenge experiments. The level of engagement from the students was remarkable, with many asking questions about future applications in agriculture and biotechnology. Faculty members from both institutions also engaged in academic discussions and explored opportunities

for future collaboration. The session ended with a reflection activity where students were encouraged to share their insights, takeaways, and ideas for further exploration based on the day's experiences.

The visit left a lasting impression on the participants, with many students expressing a renewed interest in research and higher studies. The exposure to advanced facilities and direct interaction with senior researchers fostered inspiration, motivation, and clarity about career paths in the biological sciences. It provided a comprehensive understanding of the instrumentation used in contemporary biological research and allowed students to connect theoretical knowledge with real-world applications. Such visits are invaluable in shaping the academic and professional trajectories of young students.



PERMISSION FOR ORGANIZATION OF EVENTS

NOTE: 1. Please ensure a pre booking of the venue before getting the permission letter signed.
2. A copy of this duly filled form signed by the TIC/ Convener, IQAC Coordinator and Principal shall be submitted to ICT and/or Caretaker for necessary action.
3. Please ensure that the completion certificate of the event is physically signed by the Convener of the event, IQAC Coordinator and Principal after the event report is made.

EVENT DETAILS

1. Name of the Department/Society/Association:.....BOTANY.....
2. Name of the TIC and/or Convener: Prof./Dr./Mr./Ms. PROF. SHUKLA SALUJA.....
.....
3. Proposed Title of the Event:Local Lab visit (Delhi) JNU.....
4. Nature of Event: Seminar/Conference/Symposium/Workshop/FDP/Public or Community
outreach/ Skill enhancement/others (Please specify)Lab visit.....
5. Participants: Student-centric /Faculty/ Other stakeholders (Please specify).....Student centric.....
6. Event Type: Offline/Online/Hybrid; Indoor/Outdoor.....Indoor.....
7. Collaborating Agency /Organization (If any):-.....
8. Tentative List of Speakers with affiliations:-.....
.....
.....
9. Date & Time (from – to):2-4-2025 (9:30 am).....
10. Financial Assistance/ Funding received (if any) (Please specify amount):-.....
11. Proposed Budget (please attach details in a separate enclosure):-.....

12. Faculty responsible for Geo Tagged Pictures Dr. Pankaj Targal
13. Faculty responsible for Event Report Dr. Pankaj Targal:
14. ICT support required, if any (ICT Lab, Laptop, LCD projector)
15. Caretaker support required (tables, chairs, public addressing system, sanitation, manpower assistance)
16. Venue requirement (Seminar hall/ Ground/others)

Shubla Lalaji
TIC/Convenor
Date: 18.3.2025

Forwarded
Pankaj
19.3.25

For official purpose

Comments (If any)

Criteria 2, 5

Vaidhath
IQAC Coordinator
Date: 19/3/2025


























V. V. V. 19/3/25
Principal
Date:

Plan of Visit

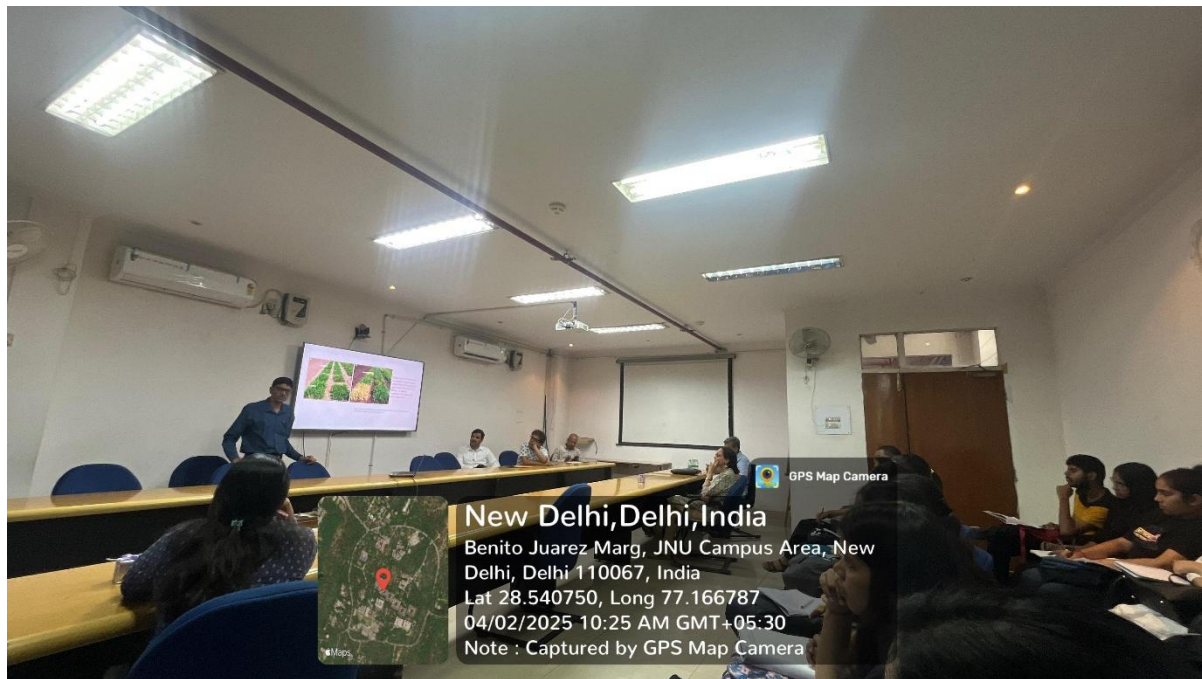
Time	Activity Description
9:30 AM	Welcome and Introduction
10:00 AM	Brief Discussion about the Institute
10:30 AM	Scientific Lecture by Prof Asish Nandi
11:30 AM	High Tea
12:00 Noon	Interactive tour of Research Facilities and labs

Reporting time for Visitors – 9:00 AM

Students Attendance

TBU Plant Biotechnology			02.04.25
S.No.	Name	Sign	Visit to SLS, JNU
1	Kritika		
2	Sushant C		
3	Pooja Singh		
4	Adyasha Mishra		
5	Yamini Raina		
6	Rupam Singh		
7	Mansi Mani		
8	Mahak Singh		
9	ANOUSHA TIWARI		
10	Niketa Ghosh		
11	Gunjita		
12	Khusboo		
13	Priyanshi		
14	Kritika		
15	Pankaj Singh		
16	Manisha		
17	Shruti		
18	Priyanka		
19	Insha Nazki		
20	Samriddhi		
21	Grace		
22	Chandna Shekhare Chaudhary		
23	Prachi Kumari		
24	Kashish		
25	Poojwa		

Geo-Tagged Photographs







GPS Map Camera

New Delhi, Delhi, India

Benito Juarez Marg, JNU Campus Area, New
Delhi, Delhi 110067, India

Lat 28.540716, Long 77.166372

04/02/2025 12:55 PM GMT+05:30

Note : Captured by GPS Map Camera





Tirumala Tirupati Devasthanams

శ్రీ వేంకటేశ్వర కళాశాల

Sri Venkateswara College

(University of Delhi)

NAAC Grade A+

समापन प्रमाण पत्र
COMPLETION CERTIFICATE

यह प्रमाणित किया जाता है कि “जवाहरलाल नेहरू विश्वविद्यालय के स्कूल ऑफ लाइफ साइंसेज का शैक्षिक भ्रमण” को 02/04/2025 को 9 बजे अपराह्न से 1 बजे अपराह्न तक वनस्पति विज्ञान विभाग द्वारा ऑफ़लाइन माध्यम में सफलतापूर्वक आयोजित किया गया और इस कार्यक्रम की रिपोर्ट अभिलेख के लिए आंतरिक गुणवत्ता आश्वासन प्रकोष्ठ (IQAC) को जमा कर दी गई है।

This is to certify that the “Educational visit to School of Life Sciences,

Jawaharlal Nehru University” was successfully conducted on 02/04/2025

from 9 am to 1 pm by *Prof. Shukla Sanyal and Dr. Pankaj Targal* of Department of Botany in the Offline mode and its

event report has been submitted to IQAC for records.

Shukla Sanyal
Event-in-Charge

Pankaj Targal
IQAC Coordinator

[Signature]
Principal